
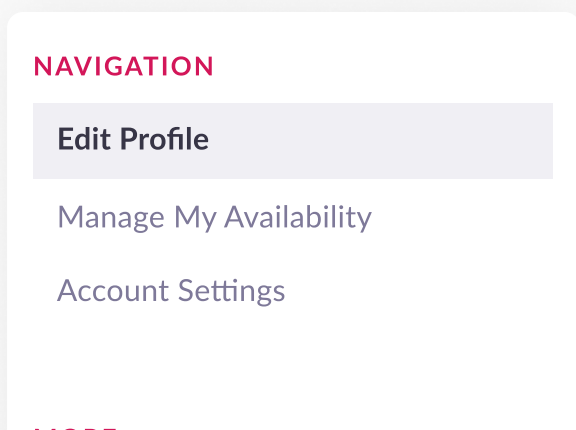


Maximize your time at HD Expo 2026



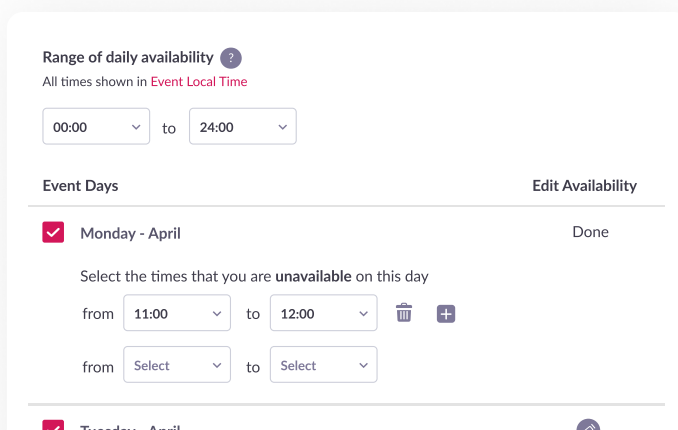
1 Update your profile

Make the best first impression with a profile picture and powerful headline.



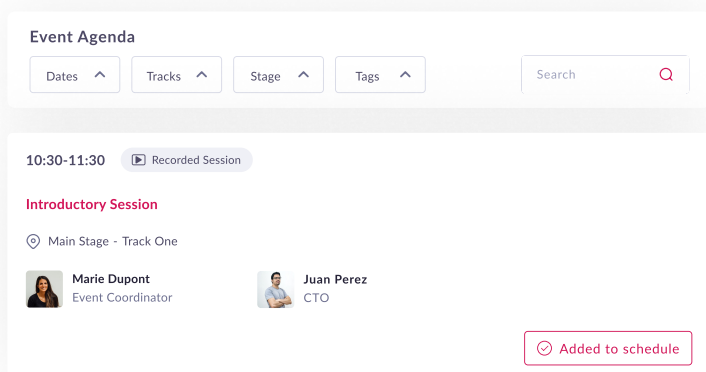
2 Manage your availability

Prevent unnecessary rescheduling and meeting conflicts.



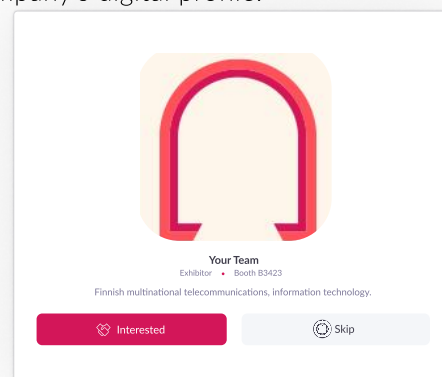
3 Build your event experience

Explore the agenda to further customize your event experience.



4 Familiarize yourself with My Team

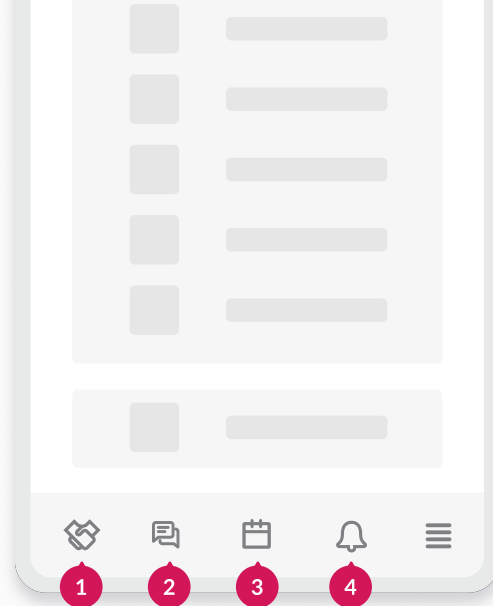
Collaborate with your colleagues to book meetings, review leads, and perfect your company's digital profile.



Images above are mockups for illustrative purposes. Actual event platform appearance may vary. We've carefully crafted this guide to help you harness the full potential of our event platform to prepare for HD Expo 2026. Scan the QR code or [click here](#) for more in-depth resources.



The HD Expo 2026 Mobile App



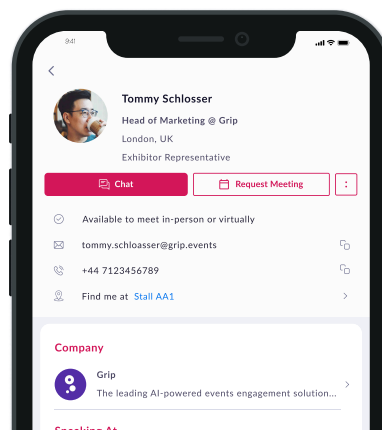
1 Discover HD Expo 2026

Your central hub for HD Expo 2026. Access essential information and personalized content.



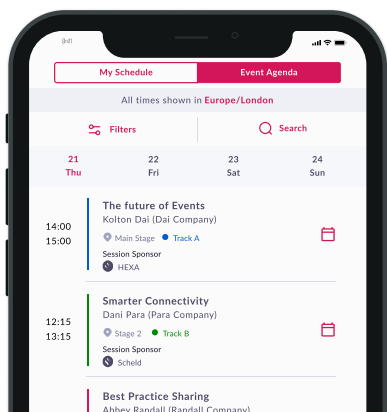
2 Chat with connections

Ensure you've made a connection or confirmed a meeting to initiate chats.



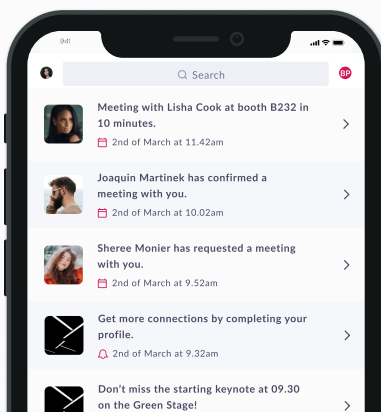
3 Follow your schedule

Keep track of your day.



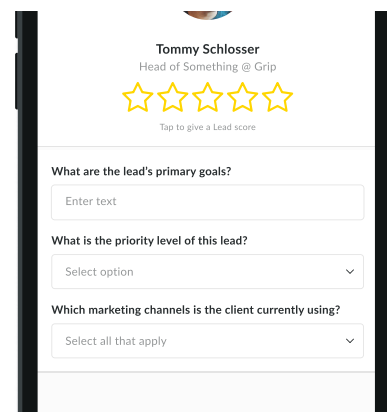
4 Get notified

Enable notifications to get event updates.



5 Lead qualification and notes

All-in-one view of your leads



Images above are mockups for illustrative purposes. Actual event platform appearance may vary. We've carefully crafted this guide to help you harness the full potential of our event platform to prepare for HD Expo 2026. Scan the QR code or [click here](#) for more in-depth resources.



Manage your company's time at HD Expo 2026

My Team

Centralize your team's engagement with event participants to maximize insights and return on your time at HD Expo 2026.

The image shows a mockup of the 'My Team' dashboard interface. At the top right, there is a 'My Team' header with a profile icon and a dropdown arrow. Below this is a navigation menu with the following items: Meetings, Leads, Contacts, Team Members, Company Profile, Product, Settings, and Export. Each item has a red dot above it, which is connected by a vertical line to a callout box. The callout boxes provide the following information:

- Meetings:** Optimize your team's time at HD Expo 2026 by consolidating all meeting requests, both sent and received, into one unified calendar.
- Leads:** Review Leads: any event participants who have expressed interest in your company, products, content, or colleagues.
- Contacts:** Contacts are **qualified** Leads. Qualify a Lead one of two ways: anyone from the company having an accepted meeting or showing mutual interest in the profile.
- Team Members:** The first representative of a company becomes the Admin of My Team. Admins can manage their Team's profiles on their behalf and can upgrade their colleagues to Admin.

A **PRO TIP** box on the right side of the dashboard states: "My Team is accessible exclusively via web browser. Access My Team before the event to collect as many Leads as possible."



Images above are mockups for illustrative purposes. Actual event platform appearance may vary. We've carefully crafted this guide to help you harness the full potential of our event platform to prepare for HD Expo 2026. Scan the QR code or [click here](#) for more in-depth resources.



Lead qualification at HD Expo 2026

Settings

Create custom questions to help your team qualify leads consistently, in a structured and efficient manner. Lead qualification data is included on My Team exports.

My Team

Meetings | Leads | Contacts | Team Members | Company Profile | Product | **Settings** | Export

Lead Qualification Settings

Customize the lead qualification questions that your team will use to assess leads. [Learn more](#)

What are the lead's primary goals? Paragraph

Paragraph text

What is the priority level of this lead? Single Select

High × Medium × Low × |Add new option

"Other" option

Note: Options will appear in the order you add them. Please add them in your desired sequence.

Which marketing channels is the lead currently using? Multi Select

Social Media × Email Marketing × Content Marketing × SEO × PPC × Affiliate Marketing ×

Traditional Advertising × |Add new option

"Other" option

Note: Options will appear in the order you add them. Please add them in your desired sequence.

+ New Question Preview Save Changes



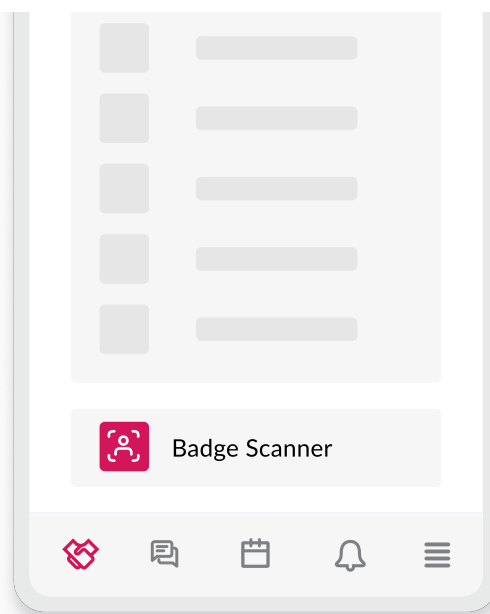
Images above are mockups for illustrative purposes. Actual event platform appearance may vary. We've carefully crafted this guide to help you harness the full potential of our event platform to prepare for HD Expo 2026. Scan the QR code or [click here](#) for more in-depth resources.



Badge Scanning at HD Expo 2026

1 Scan

Quickly scan a QR code to exchange contact information; be mindful that badge scans will share your email and phone number, even if you've opted to keep those private.



2 Lead qualification and notes

Qualify leads on-the-spot to capture initial impressions, aiding in future follow-ups. All lead qualification data from badge scanning is included on My Team exports.

A mockup of a lead qualification form. At the top, it displays the name 'Tommy Schlosser' and the title 'Head of Something @ Grip'. Below this is a row of five yellow stars with the text 'Tap to give a Lead score' underneath. The form contains three sections: 'What are the lead's primary goals?' with a text input field containing 'Enter text'; 'What is the priority level of this lead?' with a dropdown menu showing 'Select option'; and 'Which marketing channels is the client currently using?' with a dropdown menu showing 'Select all that apply'.

3 Continue the conversation

Don't just collect contacts—scanning a QR code connects you in the app, allowing you to quickly book a meeting unlocking the ability to continue conversations via chat.

PRO TIP

Badge scans will be available on your My Team export by default!



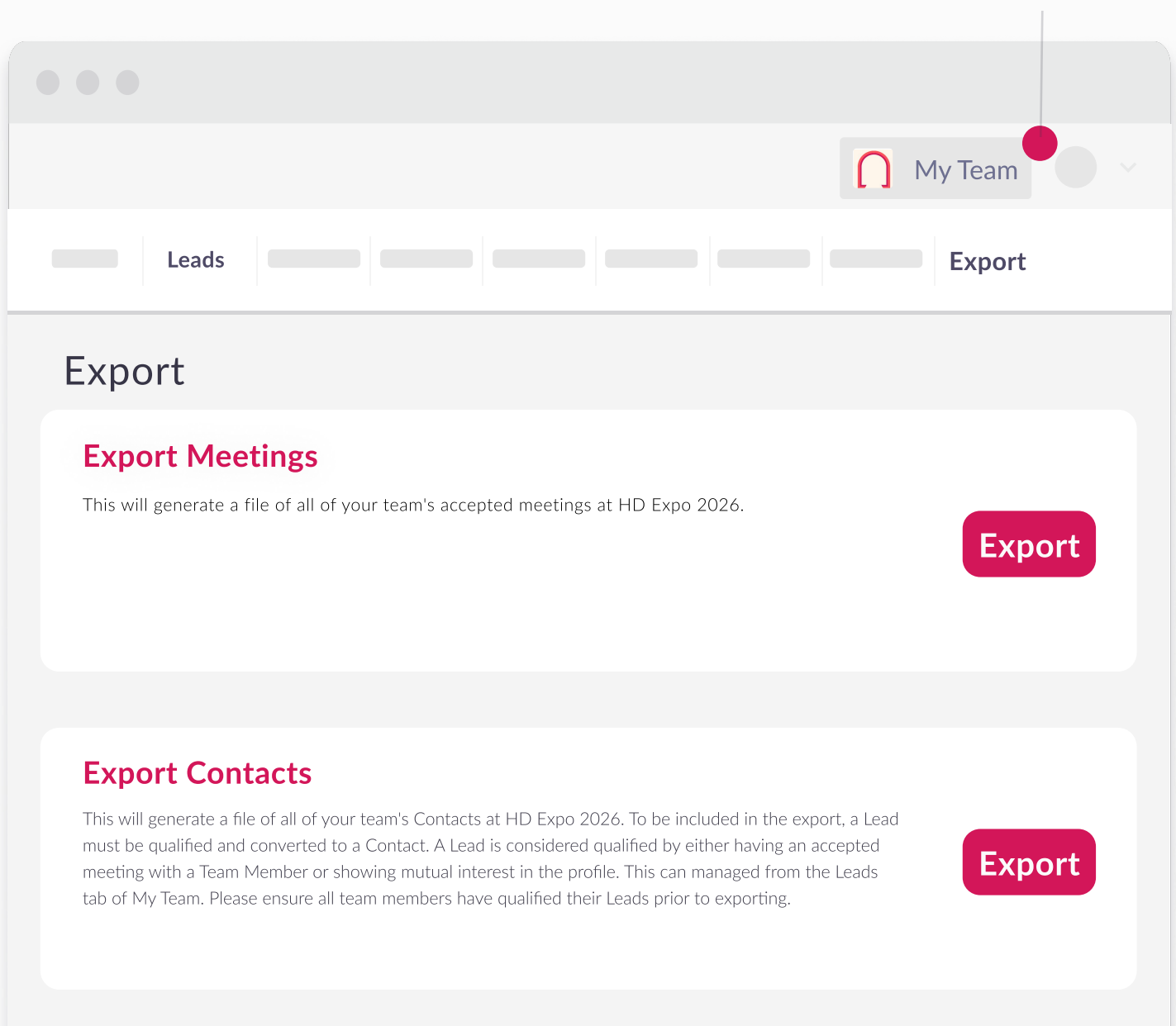
Images above are mockups for illustrative purposes. Actual event platform appearance may vary. We've carefully crafted this guide to help you harness the full potential of our event platform to prepare for HD Expo 2026. Scan the QR code or [click here](#) for more in-depth resources.



What to do after HD Expo 2026

Team Exports

Download your team's contacts and accepted meetings for post-event review and targeted follow-ups.



Images above are mockups for illustrative purposes. Actual event platform appearance may vary. We've carefully crafted this guide to help you harness the full potential of our event platform to prepare for HD Expo 2026. Scan the QR code or [click here](#) for more in-depth resources.

