


Maximize your time at HD Expo + Conference



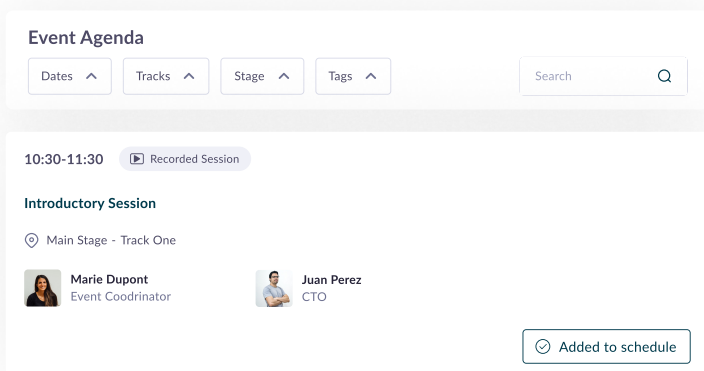
1 Manage your Availability

Prevent unnecessary rescheduling and meeting conflicts.

Event Days	Edit Availability
<input checked="" type="checkbox"/> Monday - April	Done
Select the times that you are unavailable on this day	
from 11:00 to 12:00	🗑️ +
from Select to Select	
<input checked="" type="checkbox"/> Tuesday - April	🔍


2 Build your Event Experience

Explore the agenda to further customize your event experience



3 Familiarize yourself with My Team

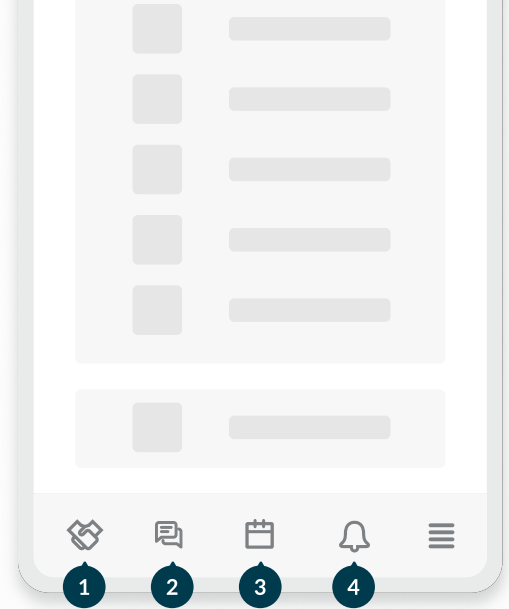
Collaborate with your colleagues to book meetings, take action on inbound leads, and perfect your company's digital profile.



We've carefully crafted this guide to help you harness the full potential of our web-based platform to prepare for HD Expo + Conference. Scan the QR code or [click here](#) for more in-depth resources.




The event Mobile App



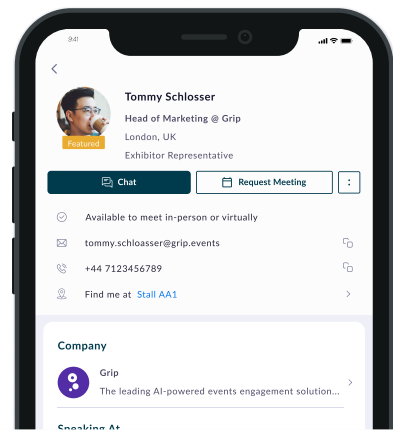
1 Discover HD Expo + Conference

Your central hub for HD Expo + Conference. Access essential information and personalized content.



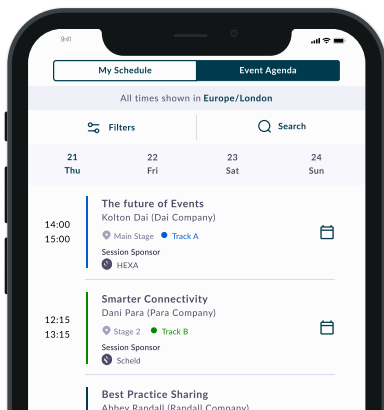
2 Chat with connections

Ensure you've made a connection or confirmed a meeting to initiate chats.



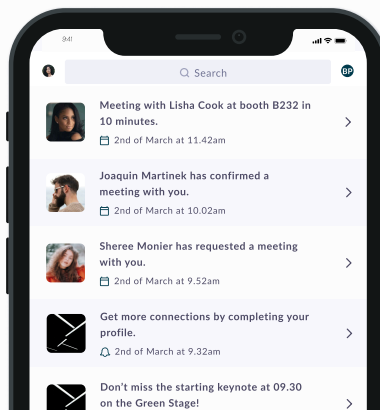
3 Follow your schedule

Keep track of your day.



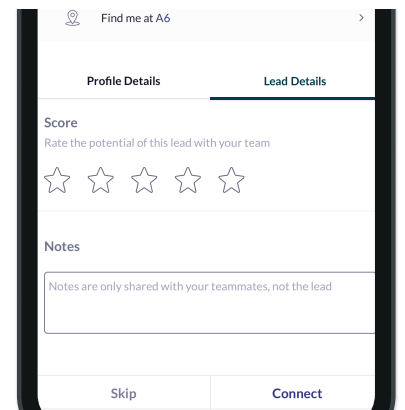
4 Get notified

Enable notifications to get event updates.



5 Lead Scoring and Notes

All-in-one view of your leads



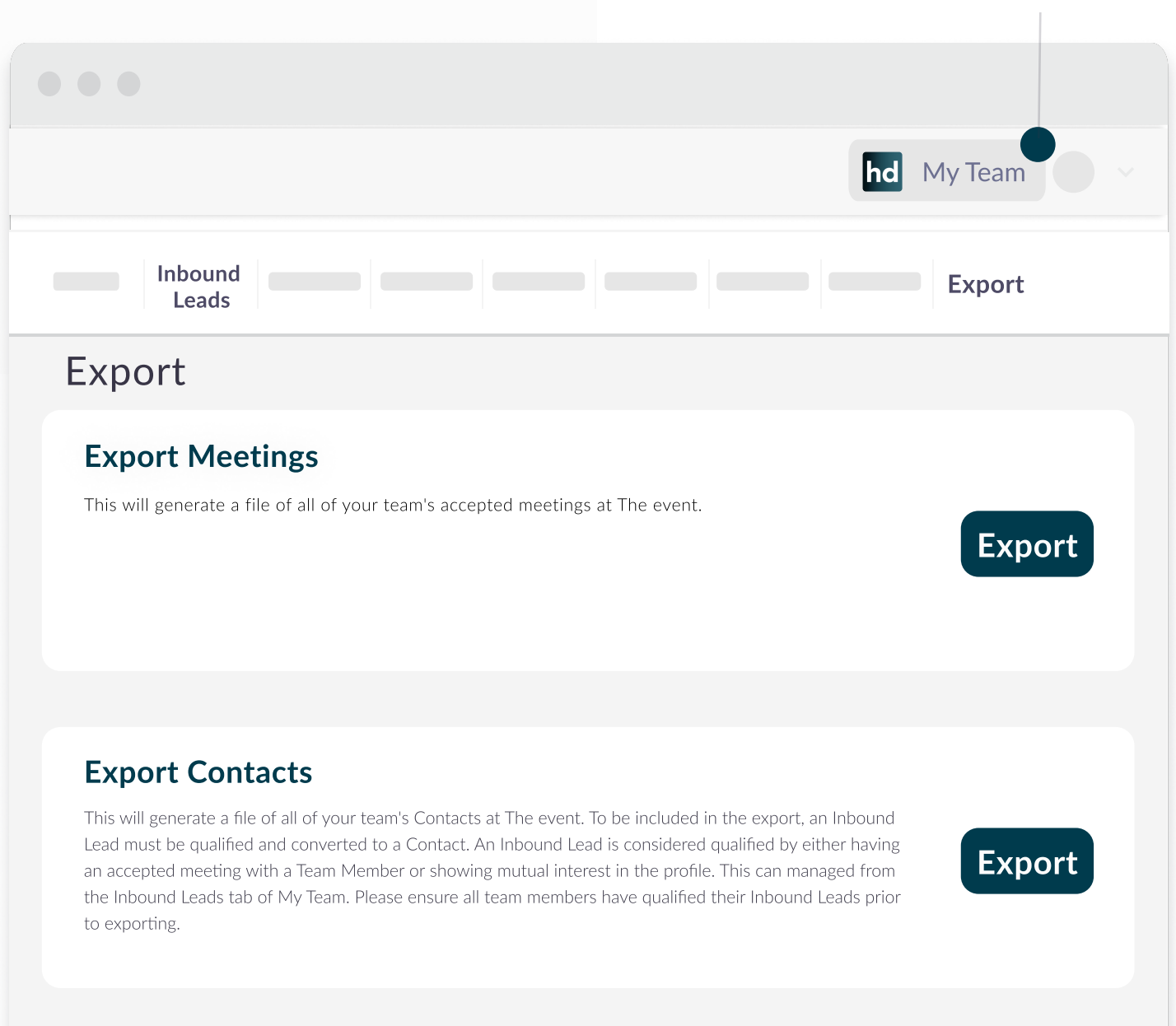
We've carefully crafted this guide to help you harness the full potential of our event mobile app during HD Expo + Conference. Scan the QR code or [click here](#) for more in-depth resources.



What to do after HD Expo+Conference

Team Exports

Download your team's contacts and accepted meetings for post-event review and targeted follow-ups.



The screenshot shows a web interface for 'My Team' with a navigation bar containing 'Inbound Leads' and 'Export' tabs. Below the navigation bar, there is a section titled 'Export' with two main options:

- Export Meetings**: This will generate a file of all of your team's accepted meetings at The event. **Export**
- Export Contacts**: This will generate a file of all of your team's Contacts at The event. To be included in the export, an Inbound Lead must be qualified and converted to a Contact. An Inbound Lead is considered qualified by either having an accepted meeting with a Team Member or showing mutual interest in the profile. This can managed from the Inbound Leads tab of My Team. Please ensure all team members have qualified their Inbound Leads prior to exporting. **Export**

